

Sheathing

Shakes and shingles may be applied over spaced sheathing. Spaced sheathing is usually 1 x 4 or 1 x 6 softwood boards and shall not be less than 1 x 4 boards.

Solid sheathing is recommended for shakes and may be required in seismic regions or beneath treated shakes and shingles. Solid sheathing is used in areas with wind-driven snow. **Please note that the only solid sheet sheathing tested with Certi-label® shakes and shingles is plywood. Check with your local building official for plywood thickness/dimensions.** Eave protection is used on the edge where 36" felt underlay is used and should extend up 24" beyond the exterior wall but it is not meant to cover the entire roof.

Recommended felt types are No. 30 ASTM D226 Type II or No. 30 ASTM D4869 Type IV roofing felt. It is important that felts are asphalt-saturated - certain code approvals can be misleading regarding felt content, so check with your supplier.

Staggered Butt Applications

Staggered butt applications are made by shortening the exposure less than the greater maximum exposure. No shakes or shingles shall be applied greater than the maximum exposure allowed. Check with local building codes for approval of this installation method.

Note: Do not cover the entire deck with non-permeable barrier (including non-permeable underlayment). See CSSB technical bulletin "Asphalt-Saturated Organic Felt".

The CSSB recommends installing over plywood panel or dimensional lumber sheathing. If other sheathing materials are approved for use by your local building code official, the holding power of the fasteners should also be considered carefully. Contact local building code official for substrate (plywood) attachment fastener detail.

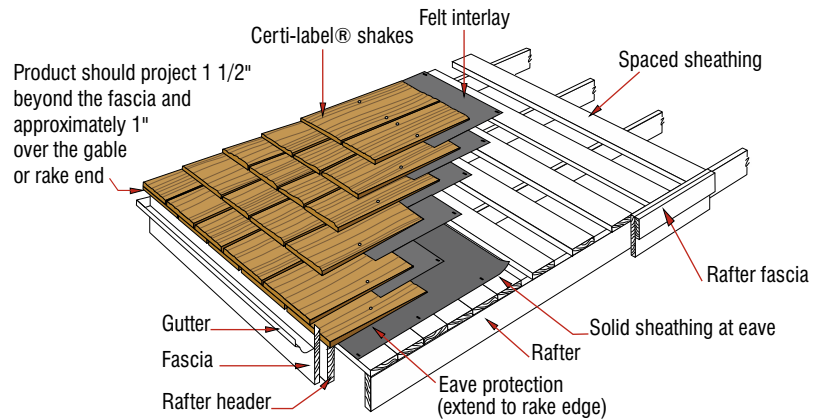


Figure 1: Spaced Sheathing

For applications using varied exposures, the center of the sheathing board should be equal to the distance of the exposure.

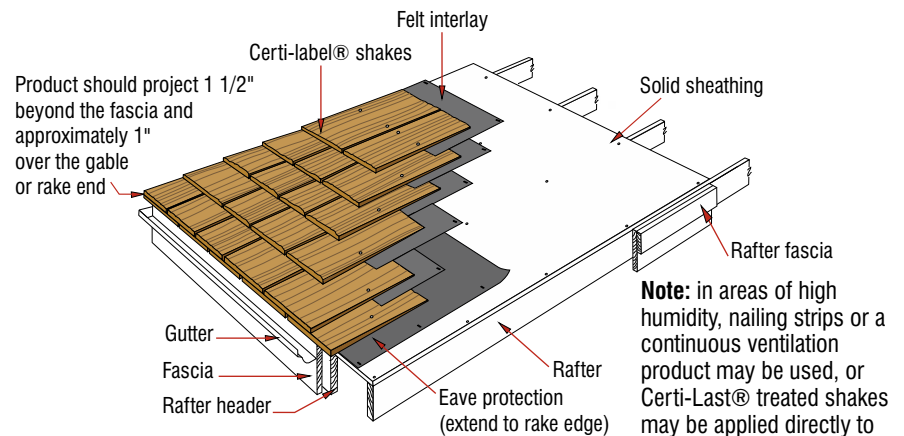


Figure 2: Solid Sheathing

Note: in areas of high humidity, nailing strips or a continuous ventilation product may be used, or Certi-Last® treated shakes may be applied directly to the deck.

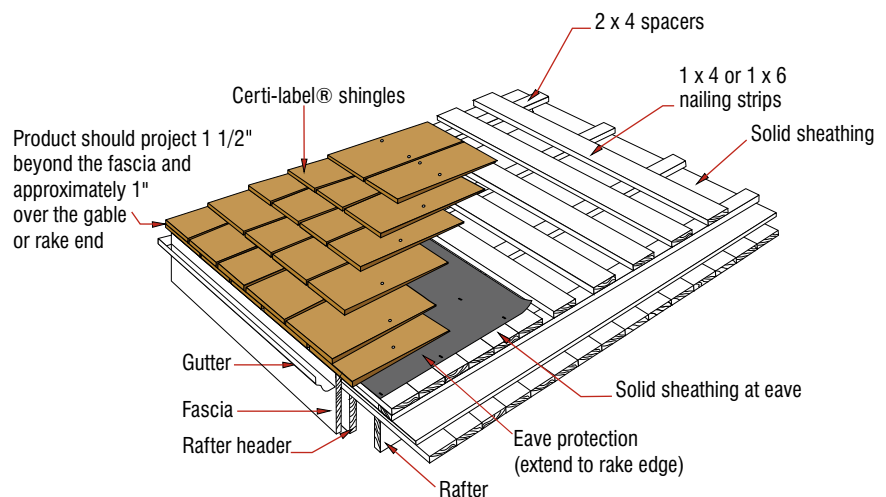


Figure 3: Spaced Over Solid Combination Sheathing

This is the preferred system for shake and shingle application, in areas with high humidity or where additional ventilation is required. When using Certi-Last® products, they may be applied directly to the deck. **Note:** Figure 3 shows shingle application, shakes require felt interlay.