



**Cedar Shake &
Shingle Bureau**



CERTI-LABEL™

Cedar Shake and Shingle PRODUCT CATALOG



Manufactured with pride by CSSB Members

CEDAR SHAKE & SHINGLE BUREAU HISTORY

On June 9, 1915, at a meeting of the Trustees of the West Coast Lumber Manufacturers Association, it was agreed to establish a branch of the association to serve those members who manufactured shingles. Our influence grew, and as we survived both the Great Depression and World War II, manufacturers continued their quality commitment. In 1963 the organization merged with the Handsplit Shake Bureau to become the Red Cedar Shake & Handsplit Shake Bureau.

Manufacturers' product lines continued to broaden and, in 1988, the members changed the organization's name to the Cedar Shake & Shingle Bureau ("CSSB"). In the late 1980s, mill quality control inspections were subcontracted to independent, third party quality control agencies. Today, the Cedar Shake & Shingle Bureau represents over 200 member manufacturers, distributors, wholesalers, brokers, retailers, installers and other industry associates. It is known as *'the recognized authority since 1915.'*



1930s: *Going Hollywood*, one of the country's first commercial movies



1920s: CSSB auditor inspecting product

IMPORTANT NOTES:

- ALWAYS check with the treatment company for correct installation procedures and accessory products (fasteners, flashings etc.) for treated products. Note that some accessory products are not compatible with treated material.
- Starter / finish course product is typically 15-inches in length, and used only for underlying starter course at eave areas and final course at ridges where trimming would otherwise be necessary. It is not a field product.
- A handy industry glossary is located at the end of this product catalog.
- Material for this manual has been compiled from various authoritative sources, and much of the information shown herein has been developed by the shake and shingle specialists in both the United States and Canada.

Regardless of your project, ensure that you check with your local building code official for project approval. This catalog is provided as a general overview of Certi-label™ product information. For a more detailed description of Certi-label™ products please review the CSSB grading rules at:
www.cedarbureau.org/green-products/supporting-documents/grading-rules.asp.

Note: The information in this manual is not intended to supercede local building codes.

INTRODUCTION

This product catalog contains information about Western Red Cedar and Alaskan Yellow Cedar shake and shingle products. Consult respective trade associations for other species. A variety of grades, each with nominal grading tolerance levels, is found within main product categories. Ensure you select the product grade that is approved for your project by the local building official. Keep in mind that the highest grade will provide the best quality, appearance and longevity. **This catalog only provides a basic overview of key grading concepts. For complete grading rules refer to the CSSB website: www.cedarbureau.org.**

Cedar shakes and shingles manufactured by members of the Cedar Shake & Shingle Bureau ("CSSB") are the only products labeled with the "Certi" brand name. Certi-label™ cedar shakes and shingles are made by experienced craftsmen who take pride in their trade and the quality of their product. Despite their varying sizes and sometimes remote locations, member mills are bound together by a rigid quality code. Unannounced independent inspections conducted by accredited third party agencies ensure that product quality is maintained. The CSSB also has its own

Cedar Quality Auditor on staff, providing an additional layer of quality control. Products are inspected to conform with various local, national and international codes and standards (contact the CSSB for specific details).

Each year the Cedar Shake & Shingle Bureau's staff answer thousands of technical questions and product selection queries. Technical assistance is just a mouse click or phone call away. Contact us at: info@cedarbureau.com or telephone: 604-820-7700.



WHAT IS A 'SHAKE SHINGLE'?

This is a common question...

but there is No Such Thing as a 'shake shingle'.

There are 3 main product types:



Certi-Split® Handsplit and Resawn Shake:

- Split face exposed with a naturally rustic appearance, sawn on back
- Most common are 18" & 24" lengths
- Butt thickness ranges from 3/8" to 1" plus



Certigrade® Shingle:

- Sawn on both sides for a tailored appearance
- Available in 16" Fivex, 18" Perfection or 24" Royal lengths
- Butt thickness is gauged using a stack of shingles to meet the proper measurement



Certi-Sawn® Tapersawn Shake:

- Sawn on both sides for a semi-textured look with a stronger shadowline than a shingle
- Most common are 18" and 24" lengths
- Butt thickness ranges from 5/8" to 7/8"

HOW TO READ A CERTI-LABEL™

Each bundle of product has the mill's distinctive Certi-label™ tucked under the bundle strap. Asking for "the blue label" or "number one blue label" is not specific enough: CSSB members' products are the only ones with the "Certi" brand name on the label.


©1963,1998, 2002 004

CERTI-SPLIT®

NUMBER 1 GRADE

Handsplitted Red Cedar Shakes
CEDAR SHAKE & SHINGLE BUREAU
 THE RECOGNIZED AUTHORITY SINCE 1915
 SUMAS, WASHINGTON (604) 820-7700

**LIFETIME LIMITED WARRANTY AVAILABLE FROM CSSB MEMBER MANUFACTURER BELOW
 WHEN APPLIED BY A CSSB MEMBER APPROVED INSTALLER**

Quality Control Agency Logo  Mill Quality Certification Number	Building Code Standards Product Testing Numbers Label ID Number
---	--

Litho in Canada www.cedarbureau.org Country of Manufacture

Mill Name
 Mill Location
 Mill Phone Number

ENVIROSMART®

PACKING

HEAVY RESAWS
24" x 3/4"
 (610.0 mm X 19.0 mm)

COVERAGE CHART
 100 sq. ft. (9.3 m²)

BUNDLES	EXPOSURE
5	10" (250 mm)

- | | |
|---|--|
| 1. The "Certi" Brand Name - Your Quality Assurance | 8. Product Dimensions |
| 2. Product Grade | 9. Cedar Bureau Label Number |
| 3. Product Type | 10. Building Code Compliance Numbers |
| 4. Independent, 3 rd Party, Quality Control Agency | 11. Product Performance Tests Passed |
| 5. This Number Shows Compliance with Total Quality Manufacturing System | 12. Label Identification Number |
| 6. Mill Name, Location and Phone Number | 13. UPC Code |
| 7. Industry Product Description | 14. Coverage Chart and Recommended Exposure |
| | 15. Application Instructions on Reverse Side |

**FRAUD
ALERT**

**JUST BECAUSE IT HAS A BLUE-COLORED LABEL,
DOES NOT MEAN IT IS AUTOMATICALLY
A CERTI-LABEL™**



**Don't be fooled by the
“BLUE-COLORED label” sales pitch**



DEMAND THE CERTI-LABEL™

**FRAUD
ALERT**

BEWARE OF THESE SALES PITCHES

PITCH: “All my stock has a blue label, therefore all of it is good.” The term “Blue Label[®]” is actually a registered trademark of the Cedar Shake and Shingle Bureau trade association which has over 200 member companies. Just because a company puts a label in a blue color on its bundles does not mean that it’s on grade or third party inspected. This confusion may lead to rejection of the load at the job site. *Buyer’s Tip: To specify a Cedar Shake and Shingle Bureau member’s product and grade, you must write “Certi-label[™]” brand on the purchase order and roofing contract. Follow this wording with species, grade, product type, length, width and perhaps even the common name of the product such as “heavies”, “mediums”, “R&R” etc. Being specific on your purchase order and roofing contract gives your supplier no excuse to ship you an undesired product, grade or brand. Specify that if Certi-label[™] brand is ordered, and the product delivered does not bear the Certi-label[™], then the load will be rejected and sent back. The wrong brand also results in warranty registration denials, thus upsetting your customers.*

PITCH: “These products are just as good as Certi-label[™] brand products, but they are cheaper/more readily available/what your roofing contractor prefers to work with.” Don't believe these types of misleading statements. You get what you pay for. Certi-label[™] brand products are readily available, and good roofing contractors prefer to work with quality, on grade materials that conform to building code plus yield less culls and call backs. *Buyer’s Tip: Call your supplier’s bluff when you hear this. If you need help sourcing material or debunking myths then ask one of our District Managers for free assistance.*





Quality Certi-label[™] brand products. Manufactured only by Cedar Shake & Shingle Bureau members.


SPECIFICATION BASICS


It takes attention to detail to correctly specify a shake or shingle product. Just because the color of the label is blue does not mean it's top quality or that it's made by a CSSB member. If you are seeking a CSSB member product, insist upon the Certi-label™ brand name as part of the details on your specifications:

How to specify a bundled product (4 different examples):


	Brand	Grade & Species	Product Type	Length and Thickness	Common Name
	Certigrade®	Number 1 Grade Western Red Cedar (Highest Shingle Grade)	Shingles	18" x 5/2¼"	Perfections (Perfs)

	Brand	Grade & Species	Product Type	Length and Thickness	Common Name
	Certi-Split®	Number 1 Grade Western Red Cedar	Handsplit & Resawn Shakes	24" x 3/4"	Heavies

	Brand	Grade & Species	Product Type	Length and Thickness	Common Name
	Certi-Split®	Premium Grade Western Red Cedar	Handsplit & Resawn Shakes	18" x 1/2"	Mediums

	Brand	Grade & Species	Product Type	Length and Thickness	Common Name
	Certi-Sawn®	Premium Grade Alaskan Yellow Cedar	Tapersawn Shakes	18" x 3/4"	Tapersawns

How to specify a cartoned product (sidewall shingles)

	Brand	Grade & Species	Product Type	Length	Common Name
	Certigrade®	Number 1 Grade Western Red Cedar	Sanded, Rebutted & Rejointed Shingles	18"	R&R

EXPOSURE CHARTS

Roof Exposure Tables

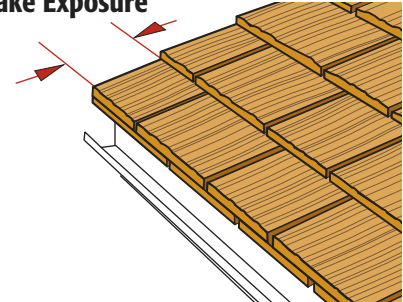
Maximum exposure recommended for roofs

Certi-Split® & Certi-Sawn® Shake Exposure Table

PITCH	LENGTH	
	18"	24"
	7½" (b)	10" (a) (b)

- (a) 24" x 3/8" handsplit shakes limited to 7½" maximum weather exposure per IRC and IBC.
 (b) Number 2 Grade tapersawn shake application requires a reduced weather exposure of 5½" for 18" and 7½" for 24" shakes per IRC and IBC.

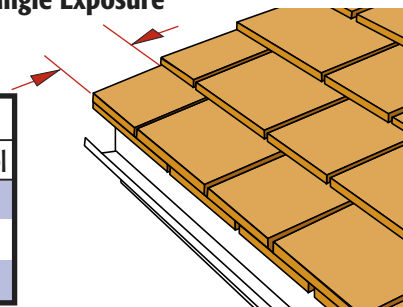
Shake Exposure



Certigrade® (Number 1 Grade) Shingles

PITCH	LENGTH								
	Number 1 Blue Label			Number 2 Red Label			Number 3 Black Label		
	16"	18"	24"	16"	18"	24"	16"	18"	24"
3:12 to 4:12	3¾"	4¼"	5¾"	3½"	4"	5½"	3"	3½"	5"
4:12 and steeper	5"	5½"	7½"	4"	4½"	6½"	3½"	4"	5½"

Shingle Exposure



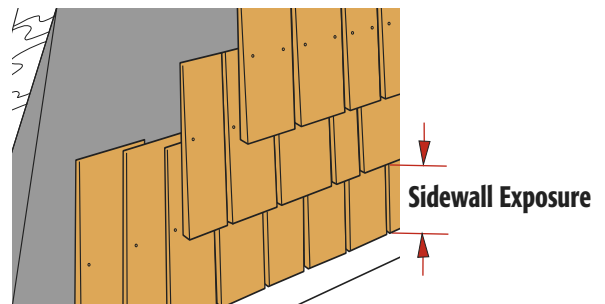
Wall Exposure Tables

Maximum exposure recommended for walls

Certigrade® Rebutted/Rejointed Shingles and Certigrade® (Number 1 Grade) Shingles

Shingle Length	Max. Weather Exposure	
	Single Course	Double Course
16"	7"	12" #
18"	8"	14" ##
24"	10½"	16" ###

- # Maximum exposure for Number 2 Grade is 9"
 ## Maximum exposure for Number 2 Grade is 10"
 ### Maximum exposure for Number 2 Grade is 14"



Sidewall Exposure

Always check with your local building official to confirm if specified grade is acceptable in your jurisdiction.

EDGE GRAIN versus FLAT GRAIN

Here are some diagrams to help explain what to look for:

FLAT GRAIN

Flat grain is restricted by grade. No flat grain is permitted in Premium Grade shake or Number 1 Grade shingle products. Up to 20% per bundle is allowable in Number 1 Grade shake products.



Flat Grain (Butt End)



Edge Grain (Butt End)



Flat Grain Surface

COVERAGE


Coverage is the amount of roof or wall area the on grade product in a bundle or carton will cover.

COVERAGE

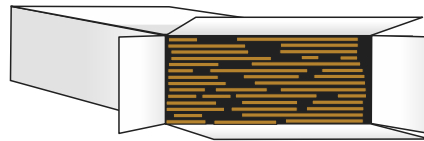
Some manufacturers cheat by not putting the correct amount of ON GRADE coverage (i.e. lineal inches) in bundles and/or cartons. Others make cartons that look full but are actually smaller than standard size. Read the official grading rules and compare them with how much the bundle or carton holds:

http://www.cedarbureau.org/green_products/supporting-documents/grading-rules.asp.

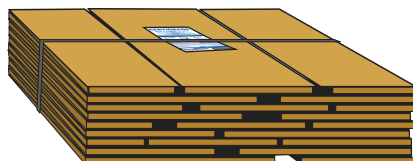
Much like serving quantities of food, the calorie count doesn't always match the full contents of the container.




Good Coverage



Low Coverage (look out for substandard sized cartons too)



Good Coverage



Low Coverage

CERTI-SPLIT® Handsplit and Resawn Shakes (also referred to as "Handsplits" or "Resaws")

These high quality shakes feature a rough split face exposed with a sawn back. Their rustic appearance is popular on traditional ranch and vacation homes.



Species / Grade / Description / Recommended Use
Consult CSSB grading rules and installation manuals for detailed specifications.



WESTERN RED CEDAR Premium Grade (highest grade)

Clear heartwood, 100% edge grain, no defects.

Lengths: 18-inch, 24-inch.

Thicknesses: 1/2" (medium), 3/4" (heavy), 1" plus (jumbo).

Recommended Use: For roofs of 4:12 slope and steeper and walls where a top quality product is desired.



WESTERN RED CEDAR Number 1 Grade

Clear heartwood, 20% maximum flat grain allowed per bundle.

Lengths: 18-inch, 24-inch.

Thicknesses: 3/8", 1/2" (medium), 3/4" (heavy), 1" plus (jumbo).

Recommended Use: For roofs of 4:12 slope and steeper and walls where a high quality appearance and performance are desired.

Photo below shows Certi-label™ Western Red Cedar installation:



Courtesy: Goat Lake Forest Products Ltd., Photo: Kristy McKamey

CERTI-SPLIT® Handsplit and Resawn Shakes (also referred to as "Handsplits" or "Resaws") Continued...



Species / Grade / Description / Recommended Use
Consult CSSB grading rules and installation manuals for detailed specifications.



Yellow Cedar Certi-labels™ are distinguished by the brown color stripe underneath the top half of the label.

YELLOW CEDAR Only Available in Premium Grade (highest grade)

Clear heartwood, 100% edge grain, no defects.

Lengths: 18-inch, 24-inch.

Thicknesses: 1/2" (medium), 3/4" (heavy), 1" plus (jumbo).

Recommended Use: For roofs of 4:12 slope and steeper and walls where a top quality product is desired.



Photo shows Certi-label™ Yellow Cedar installation:

Photo below shows Certi-label™ Western Red Cedar installation:



Courtesy: Mission Regional Chamber of Commerce, Traditions West Designs Ltd.,
Photo: Kelly Vaille

CERTI-SAWN® Tapersawn Shakes

These shakes are sawn on both sides for a semi-textured look with a stronger shadowline than a shingle.

(Note grading and installation are different from Certigrade® shingles)



Species / Grade / Description / Recommended Use
Consult CSSB grading rules and installation manuals for detailed specifications.



WESTERN RED CEDAR Premium Grade (highest grade)

Clear heartwood, 100% edge grain, no flat grain, no defects.

Lengths: 18-inch, 24-inch.

Thicknesses: 5/8", 3/4", 7/8".

Recommended Use: For roofs of 4:12 slope and steeper and walls where a top quality product is desired.

Photo below shows Certi-label™ Western Red Cedar installation:



Courtesy: Serpentine Cedar Ltd.; Rowena's Inn on the River



YELLOW CEDAR Premium Grade (highest grade)

Clear heartwood, 100% edge grain, no flat grain, no defects.

Lengths: 18-inch, 24-inch.

Thicknesses: 5/8", 3/4", 7/8".

Recommended Use: For roofs of 4:12 slope and steeper and walls where a top quality product is desired.

Yellow Cedar Certi-labels™ are distinguished by the brown color stripe underneath the top half of the label.



CERTI-SAWN® Tapersawn Cedar Shakes

Continued...



Species / Grade / Description / Recommended Use
Consult CSSB grading rules and installation manuals for detailed specifications.



WESTERN RED CEDAR Number 1 Grade

100% clear, maximum 20% flat grain per bundle, no defects.

Lengths: 18-inch, 24-inch.

Thicknesses: 5/8", 3/4".

Recommended Use: For roofs of 4:12 slope and steeper and walls where a high quality, durable and uniform appearance is desired.

Photo below shows Certi-label™ Western Red Cedar installation:



Courtesy: R W Mulligan Co. Inc.



WESTERN RED CEDAR Number 2 Grade

Unlimited flat grain, limited defects.

Lengths: 18-inch, 24-inch.

Thicknesses: 5/8", 3/4", 7/8".

Recommended Use: For roofs of 4:12 slope and steeper or walls where a fair quality appearance is desired.

CERTIGRADE® Shingles



Smooth sawn, architecturally uniform cedar shingles offer a natural and tailored appearance. Shingles are used on traditional and modern roof and wall applications (sidewall projects requiring additional machining on all four shingle edges should be specified as R&R sidewall shingles – see the sidewall section of this catalog.) Note that Number 1 Grade is the highest grade of shingle available – there is no such thing as a Premium Grade shingle.

Species / Grade / Description / Recommended Use
Consult CSSB grading rules and installation manuals for detailed specifications.



WESTERN RED CEDAR Number 1 Grade (highest grade)

Clear heartwood, 100% edge grain, no defects.

Lengths: 16-inch (Fivex), 18-inch (Perfection), 24-inch (Royal).


Thicknesses: 16-inch is 5/2" (5 butts together measure 2" thick), 18-inch is 5/2¼", 24-inch is 4/2".

Recommended Use: For roofs of 4:12 slope and steeper and walls where a top quality product is desired.

Photo below shows Certi-label™ Western Red Cedar installation:



Courtesy: Telemark Inc., Builder: Mario Novak, Architect: Bob Ortmann, Zwirko & Ortmann Architects, P.C.



YELLOW CEDAR Number 1 Grade (highest grade)

Clear heartwood, 100% edge grain, no defects.

Lengths: 18-inch (Perfection).

Thicknesses: 5/2¼" (5 butts together measure 2¼" thick).

Recommended Use: For roofs of 4:12 slope and steeper and walls where a top quality product is desired.

Yellow Cedar Certi-labels™ are distinguished by the brown color stripe underneath the top half of the label.



Species / Grade / Description / Recommended Use

Consult CSSB grading rules and installation manuals for detailed specifications.



WESTERN RED CEDAR Number 2 Grade

Limited flat grain, sapwood and defects.

Lengths: 16-inch, 18-inch, 24-inch.

Thicknesses: 16-inch is 5/2" (5 butts together measure 2" thick), 18-inch is 5/2¼", 24-inch is 4/2".

Recommended Use: For roofs of 3:12 slope and steeper where a fair product is acceptable.



WESTERN RED CEDAR Number 3 Grade

Limited defects.

Lengths: 16-inch, 18-inch, 24-inch.

Thicknesses: 16-inch is 5/2" (5 butts together measure 2" thick), 18-inch is 5/2¼", 24-inch is 4/2".

Recommended Use: For roofs of 3:12 slope and steeper and walls where an economy product is acceptable.



WESTERN RED CEDAR Undercoursing Grade

Unlimited flat grain, sapwood and defects.

Lengths: 16-inch, 18-inch.

Thicknesses: 16-inch is 5/2" (5 butts together measure 2" thick), 18-inch is 5/2¼".

Recommended Use: A utility grade for undercoursing of double coursed sidewalls only. **Not a roofing material and not to be used as a starter course for roofs.**



WESTERN RED CEDAR Special Undercoursing

Same grade requirements as undercoursing grade, except each bundle also contains some Number 3 grade shingles.

Recommended Use: A utility grade for undercoursing of double coursed sidewalls only. **Not a roofing material and not to be used on roofs.**

CERTI-LAST® Pressure-Impregnated Preservative Treated Shakes and Shingles



Long term protection from fungal decay is provided with factory pressure-impregnation treatment of preservatives that will extend the life of cedar shake and shingle roofs.

Material / Recommended Use / Fastener Note
Consult CSSB grading rules and installation manuals for detailed specifications.

CERTI-LAST®
PRESERVATIVE TREATED CEDAR SHAKES & SHINGLES
CEDAR SHAKE & SHINGLE BUREAU

Material: Certi-Last® shakes and shingles are manufactured from Certi-Split®, Certi-Sawn® and Certigrade® products. These are sold under the Certi-Last® trademark when treated to the minimum established standards. Only Certi-label™ products can achieve a Certi-Last® label.

Recommended Use: On roofs in areas where humidity, dampness and/or shade is a concern. Contact the treatment company for treatment warranty information, accessory product requirements and application details for treated cedar material. **The CSSB requires Type 316 Stainless Steel fasteners to be used with Certi-Last® member treated material.**

Photo below shows Certi-label™ Western Red Cedar installation:



Courtesy: Ed Watkins

CERTI-GUARD® Pressure-Impregnated, Fire-Retardant Treated Shakes and Shingles

Certi-label™ shake and shingle roofs are available in Class A, B and C roofing systems. Class A systems are achieved by using Class B treated products with a specific assembly method. Class B and Class C are differentiated by the amount of fire-retardant treatment locked into the cells of the product. Contact the treatment company for treatment warranty information, accessory product requirements and application details for treated material. **The CSSB requires Type 316 Stainless Steel fasteners to be used with Certi-Guard® member treated material.** Only Certi-label™ products can achieve a Certi-Guard® label. Treated products include Premium and Number 1 Grade Certi-label™ roofing materials.

CERTI-GUARD®
PRESSURE-TREATED FIRE-RETARDANT SHAKES & SHINGLES
CEDAR SHAKE & SHINGLE BUREAU

Class B label

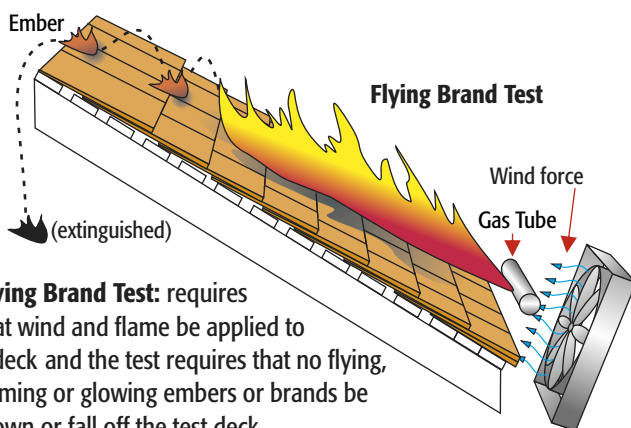
CERTI-GUARD®
PRESSURE-TREATED FIRE-RETARDANT SHAKES & SHINGLES
CEDAR SHAKE & SHINGLE BUREAU

Class C label

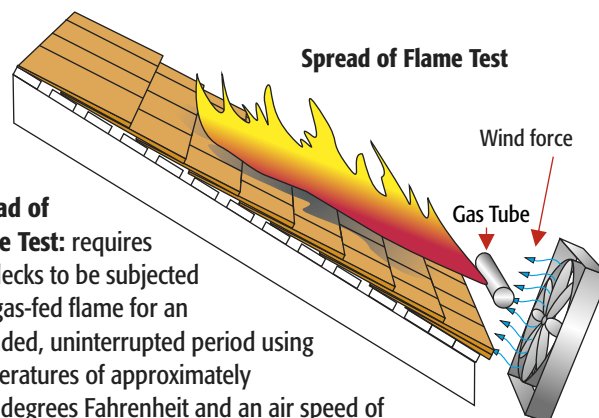
How is the treatment tested?

CSSB member pressure-impregnated fire-retardant treated cedar shakes and shingles provide fire protection locked into the roofing material, proven over and over in eight rigorous Underwriters Laboratories (Underwriters Laboratories, Inc. and Underwriters' Laboratories of Canada) designed tests:

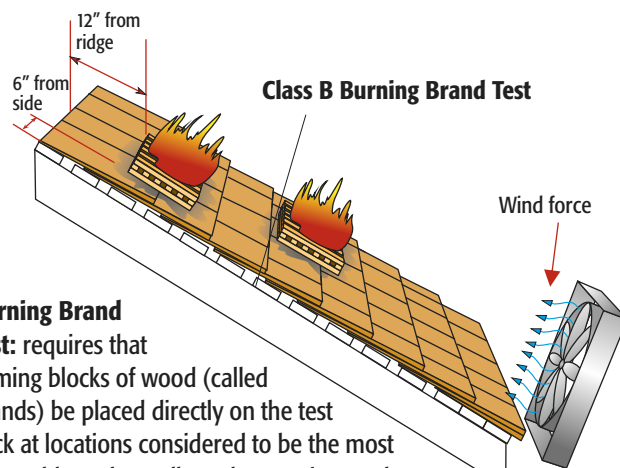
The Intermittent Flame, Burning Brand and Flying Brand Tests are redone after the natural weathering of 1, 2, 3, 5 and 10 years.



Flying Brand Test: requires that wind and flame be applied to a deck and the test requires that no flying, flaming or glowing embers or brands be blown or fall off the test deck.




Spread of Flame Test: requires test decks to be subjected to a gas-fed flame for an extended, uninterrupted period using temperatures of approximately 1350 degrees Fahrenheit and an air speed of 12 mph. Conditions for acceptance: flaming shall not have spread beyond six feet for Class A, eight feet for Class B and thirteen feet for Class C. There shall have been no significant lateral spread of flame from the path directly exposed to the test flame.



Burning Brand Test: requires that flaming blocks of wood (called brands) be placed directly on the test deck at locations considered to be the most vulnerable and are allowed to continue to burn until they are completely consumed. Conditions for acceptance: there may be no burn through or sustained flaming on the underside of the deck.

CERTI-RIDGE® Hip and Ridge Units



Shake or shingle product used to cap the peak of a roof. The appropriate hip and ridge unit should be selected to match the adjacent shakes or shingles. However, in many areas, a tapersawn hip and ridge unit is used on both shake and shingle applications. Hip and ridge product type selection should be performed in accordance with the aesthetic look desired.

The hip & ridge exposure should be equal to or less than the exposure in the field of the roof, and should not exceed the maximum exposure for the specified length and grade.

Species / Grade / Description / Recommended Use
Consult CSSB grading rules and installation manuals for detailed specifications.



WESTERN RED CEDAR Premium & Number 1 Grade Handsplit Units

Lengths: 18-inch, 24-inch.


Thicknesses: 1/2", 3/4".



WESTERN RED CEDAR Premium & Number 1 Grade Tapersawn Units

Lengths: 18-inch, 24-inch.

Thickness: 5/8", 3/4".



WESTERN RED CEDAR Number 1 Grade Shingle Units

Lengths: 16-inch, 18-inch.

Thicknesses: 16-inch is 5/2" (5 butts together measure 2" thick),
18-inch is 5/2 1/4".



Note: Number 2 Grade shingle ridge product is available in 16-inch and 18-inch lengths; check with your local building official regarding usage in your area. Number 2 Grade tapersawn ridge product does not conform to the common North American building codes.

CERTIGRADE® Rebutted/Rejointed Shingles

R & R shingles are trimmed for parallel edges with butts sawn at right angles and are available in both sawn and sanded face textures. A variety of finish options are available and include primed white, primed gray or special order colors.

Species / Grade / Description / Recommended Use
Consult CSSB grading rules and installation manuals for detailed specifications.



Packed in cartons

WESTERN RED CEDAR Number 1 Grade (highest grade)

Clear heartwood, 100% edge grain, no defects.

Lengths: 16-inch, 18-inch, 24-inch.

Recommended Use: For exterior and interior walls. A variety of finish and face texture options are available.



Packed in cartons

YELLOW CEDAR Number 1 Grade (highest grade)

Clear heartwood, 100% edge grain, no defects.

Lengths: 16-inch, 18-inch, 24-inch.

Recommended Use: For exterior and interior walls. A variety of finish and face texture options are available.

CERTIGROOVE® Machine Grooved Shingles

Machine grooved shingles are manufactured as rebutted & rejointed shingles (see above section) with one face striated a length greater than the maximum exposure.

Species / Grade / Description / Recommended Use
Consult CSSB grading rules and installation manuals for detailed specifications.



Packed in cartons

WESTERN RED CEDAR Number 1 Grade (highest grade)

Clear heartwood, 100% edge grain, no defects.

Lengths: 16-inch, 18-inch, 24-inch.

Recommended Use: For exterior and interior walls. A variety of finish options are available.

Two Frequently Asked Questions:

Can I use a bundled roofing product on a sidewall carton product job?

Yes, but it will not be as even on all four edges as an R&R product. Discuss this option with the decision makers involved in the project.

Can I use a sidewall R&R product on a roof?

This is not a common application. Most building code officials will not allow it as the R & R product is not manufactured to roofing product grading guidelines.

CERTI-CUT® Fancy-Butt Red Cedar Shingles



Used to provide a variety of designs that add charm and an immediate visual impact to exterior and interior wall surfaces. These products undergo a similar remanufacturing process to rebuted and rejointed shingles. They can also be custom-produced to meet individual design specifications.

Species / Grade / Description / Recommended Use
Consult CSSB grading rules and installation manuals for detailed specifications.



WESTERN RED CEDAR Number 1 Grade (highest grade)

Clear heartwood, 100% edge grain, no defects.

Lengths: 16 inch, 18 inch.

Recommended Use: For interior and exterior walls, wherever a decorative elegance is desired.

Packed in cartons

Nine of the most popular designs are shown below. They can be combined to make an unlimited number of patterns. Certi-Cut® shingles can also be custom produced to meet individual design specifications.

Diagonal



Fish-scale



Diamond



Square



Half Cove



Hexagonal



Octagonal



Round



Arrow



Courtesy:
Huber & Associates



Courtesy: Wolf Wenzel Graphics

CERTI-LABEL™ Historical Products

Historically accurate products are primarily used on restoration projects where the restoration or replication of the original building is of paramount importance.



Historical Applications Accuracy

CSSB member manufacturers offer specialty products to meet the needs of historic project managers. Custom dimensions that exceed “stock” sizes can be sourced through the CSSB’s extensive member network. The CSSB also recommends contacting the local building official for historical project approval, guidelines and variances for specific historical restorations/renovations (such as felt interlay on shake applications).

Key historical products that are available include:

- Tapersplit shakes, in various lengths, up to 36” and beyond.
- Straight Split shakes, in various lengths up to 40” and beyond.



WESTERN RED CEDAR Number 1 Grade Straight Split

100% edge grain. Manufactured with rough surface on both sides. No tapering of ends.

Lengths: 18-inch, 24-inch or specialty cut longer lengths.

Thicknesses: 3/8", 1/2", 3/4".

Recommended Use: For roofs of 4:12 slope or steeper.



WESTERN RED CEDAR Number 1 Grade (True-Edge) Straight Split

Otherwise known as a “Barn Shake”. 100% edge grain. Manufactured with rough surface on both sides. Edge trimmed and no tapering of ends.

Lengths: 18-inch, 24-inch or specialty cut longer lengths.

Thicknesses: 3/8", 1/2", 3/4".

Recommended Use: For sidewall applications.



WESTERN RED CEDAR Premium Grade Tapersplit Shakes

100% edge grain. Manufactured with rough surface on both sides. Tapered end is achieved by reversing the block after each shake is split from the block.

Lengths: 18-inch and 24-inch and specialty cut longer lengths.

Thicknesses: 3/8", 1/2", 3/4".

Recommended Use: For roofs of 4:12 slope or steeper.

GLOSSARY OF TERMS

Building Code Official: Also known as 'Building Official'. The person hired by a given jurisdiction to ensure that building code regulations are followed and enforced. Is involved with reviewing variances requested in the building permit process. Usually an active contributor to city council decisions regarding commercial and residential buildings/developments. The first person to contact in a jurisdiction when a question about applicable building codes exists.

Building Inspector: Person who visits job sites to review structural soundness and integrity. A written and detailed report is usually provided to the client.

Butt: End of the shake or shingle exposed to the weather.

Canadian Standards Association (CSA): An accredited organization that produces some of the standards in Canada.

CSSB-97: Current Western Red Cedar shake and shingle grading rules as accepted by and published in international building codes.

Certi-label™: The brand name used on cedar shake and shingle products manufactured by Cedar Shake and Shingle Bureau members. Recognized as quality products.

Cool Roof Rating Council (CRRC): Develops accurate and credible methods for evaluating and labeling the solar reflectance and thermal emittance (radiative properties) of roofing products and disseminates the information to all interested parties.

Dade County: County in Florida famous for mandating the strictest wind resistance requirements in the nation. Products that meet Dade County requirements are better choices for hurricane prone areas.

Flat Grain: Annual growth rings form less than 45 degree angle with the product surface. Up to 20% flat grain is permitted in each Number 1 Grade shake bundle. No flat grain is allowed in Premium Grade shakes or Number One Grade shingles.

Field of roof: Refers to largest area of a roof which covers most of deck area.

Hip and Ridge: Peaked or adjacent areas where roof sections meet requiring ridge product at the junction.

International Building Code (IBC): The set of building code regulations for commercial structures written by the International Code Council.

International Code Council (ICC): Organization created by merger of Building Officials and Code Administrators International, International Conference of Building Officials and Southern Building Code Congress International. Responsible for publishing the IRC and IBC.

International Residential Code (IRC): The set of building code regulations for residential structures written by the International Code Council.

Pressure-Impregnation Treatment Process: Process that uses pressure to force either fire retardant OR preservative treatments into the cells of the wood, locking it inside. This is not a spray on treatment that will leach out after a rain storm.

Red Tagged Building: Stop work order put on building (usually under construction) if code requirements are not being met.

Roofing Industry Committee on Weather Issues, Inc. (RICOWI): Identifies and addresses important technical issues related to the cause of weather damage to a wide variety of roofing systems.

Square: Enough material to cover 100 square feet of installed area. Reduced exposure applications will increase quantity needed.

Starter course: First course at the eave that is installed underneath the field course. The shorter starter course material can also be used at the ridge or where sections butt at the top into a wall where trimmed full sized field product would be necessary.

Texas Department of Insurance (TDI): The Texas Department of Insurance regulates the Texas insurance industry and its work includes public education about insurance and building products (www.tdi.state.tx.us).

UL-1897: Test standard for measuring uplift resistance of roofing products. Ratings are in psi and can be converted to miles per hour using engineering calculations.

UL-2218: Test standard for measuring the impact resistance of products. Ratings are Class 1 (lowest) to Class 4 (highest) and are the same for all roofing materials, regardless of product type. Product test results have been used to provide insurance discounts for homeowner policies.

Vertical Grain: Also known as Edge Grain. Annual growth rings form 45-90 degree angle with the product surface.



**Cedar Shake &
Shingle Bureau**

The CSSB logo® ("C" with shingles/shakes), Blue Label®, Certigrade®, Certigroove®, Certi-Cut®, Certi-Guard®, Certi-Last®, Certi-Ridge®, Certi-Sawn®, Certi-Split®, and EnviroSMART® are registered trademarks of the Cedar Shake & Shingle Bureau.

Certi-label™ and other marks appearing in this manual are trademarks of the Cedar Shake & Shingle Bureau.

Need more help with your project?

Contact one of our knowledgeable District Managers for technical assistance. Each year CSSB District Managers educate thousands of people, lecture at seminars and provide valuable job site photo/case study promotions.

TEL: 604-820-7700

www.cedarbureau.org

FAX: 604-820-0266

info@cedarbureau.com

US Address

PO Box 1178
Sumas, WA
98295-1178

Canadian Address

#2 – 7101 Horne St.
Mission, BC
V2V 7A2

THE CSSB IS THE RECOGNIZED AUTHORITY SINCE 1915

Printed March 2013