


# What is a 'shake shingle'?



## There is no such thing.

### Basic Product Types

#### **Certi-Split® Handsplit and Resawn Shake:**

- Split face exposed with a naturally rustic appearance, sawn on back
- Most common are 18" & 24" lengths
- Butt thickness ranges from 3/8" to 2" plus

#### **Certigrade® Shingle:**

- Sawn on both sides for a tailored appearance
- Available in 16" Fivex, 18" Perfection or 24" Royal lengths
- Butt thickness is gauged using a stack of shingles to meet the proper measurement

#### **Certi-Sawn® Tapersawn Shake:**

- Sawn on both sides for a semi-textured look with a stronger shadowline than a shingle
- Most common are 18" and 24" lengths
- Butt thickness ranges from 5/8" to 1 1/2"

These definitions are only intended to provide a brief overview of the differences between basic product types. For more information on installation, product spacing, fasteners, and grading, please contact the Cedar Shake and Shingle Bureau (CSSB).




The CSSB is the non-profit trade association that promotes Certi-label™ cedar shake and shingle roofing and sidewall products. Representing over 350 member manufacturers, distributors, wholesalers, brokers, retailers, approved installers and other industry associates, it is known as *'the recognized authority since 1915.'*

## CERTI-LABEL™ CEDAR SHAKES


### Shake Types

#### Certi-Split® Handsplit and Resawn



Split face exposed with a naturally rustic appearance, sawn on back. Available in Premium and Number 1 Grades.

#### Certi-Sawn® Tapersawn



Sawn on both sides for a semi-textured look with a stronger shadowline than a shingle. Available in Premium and Number 1 Grades.

#### Certi-Split® Tapersplit



Produced by hand, using a sharp bladed steel froe and a mallet. Premium Grade only. (i.e. 100% edge grain)

#### Certi-Split® Straight-Split




Produced by machine or in the same manner as tapersplit shakes. Premium Grade only.

## CERTIGRADE® CEDAR SHINGLES


### Shingle Types

#### Number 1 Blue Label®




The highest grade of shingles for roofs and sidewalls. These top-grade shingles are 100% heartwood, 100% clear and 100% edge grain. Available in 16" or 18" or 24" lengths.

#### Number 2 Red Label



A good grade for many applications. Not less than 10" clear on 16" shingles, 11" clear on 18" shingles and 16" clear on 24" shingles. Flat grain and limited sapwood are permitted in this grade.

#### Number 3 Black Label




A utility grade for economy applications and secondary buildings. Not less than 6" clear on 16" and 18" shingles, 10" clear on 24" shingles.

*All Premium or Number 1 Grade products are available with pressure impregnated fire retardant or preservative treatment.*


## SIDEWALL PRODUCTS

### Rebutted and Rejointed Shingles



A sawn shingle, remanufactured on four sides to ensure square butts and parallel edges for superior appearance on sidewall applications. Also available with sanded or machine grooved face (Certigroove®). Predominately kiln dried. Pre-primed or pre-stained options available.

### Certi-Cut® Shingles



Contact us for more specific information:

TEL: 604-820-7700

FAX: 604-820-0266

[www.cedarbureau.org](http://www.cedarbureau.org)

[info@cedarbureau.com](mailto:info@cedarbureau.com)

Production assistance provided by:

