

Sheathing

Shakes and shingles may be applied over spaced sheathing. Spaced sheathing is usually 19mm x 89mm or 19mm x 140mm softwood boards and shall not be less than 19mm x 89mm boards.

Solid sheathing is recommended for shakes and may be required in seismic regions or under treated shakes and shingles. Solid sheathing is used in areas with wind-driven snow. Please note that the only solid sheet sheathing tested with Certi-label shakes and shingles is plywood. Check with your local building official for plywood thickness/ dimensions. Eave protection is used on the edge where 914mm felt underlay is used and should extend up at least 610mm beyond the exterior wall but it is not meant to cover the entire roof.

Staggered Butt Applications

Staggered butt applications are made by shortening the exposure less than the greater maximum exposure. No shakes or shingles shall be applied greater than the maximum exposure allowed. Check with local building codes for approval of this installation method.

Note: Do not cover the entire deck with non-permeable underlayment. This will not allow shingles to breathe. See CSSB technical bulletin "Asphalt-Saturated Organic Felt"

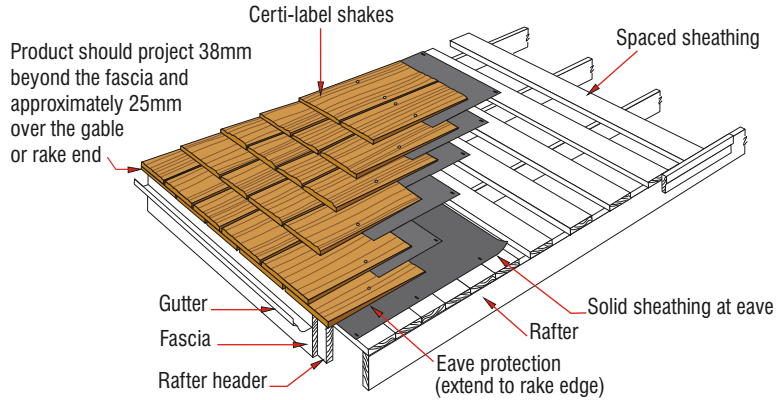
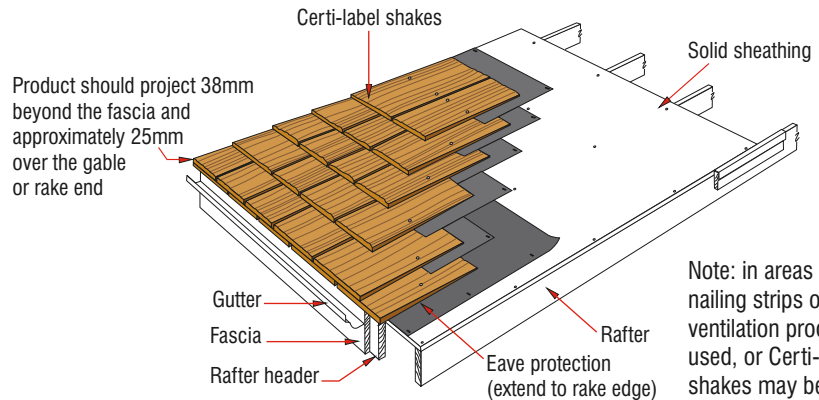


Figure 1: Spaced Sheathing

For applications using varied exposures, the center of the sheathing board should be equal to the distance of the exposure.



Note: in areas of high humidity, nailing strips or a continuous ventilation product may be used, or Certi-Last treated shakes may be applied directly to the deck.

Figure 2: Solid Sheathing

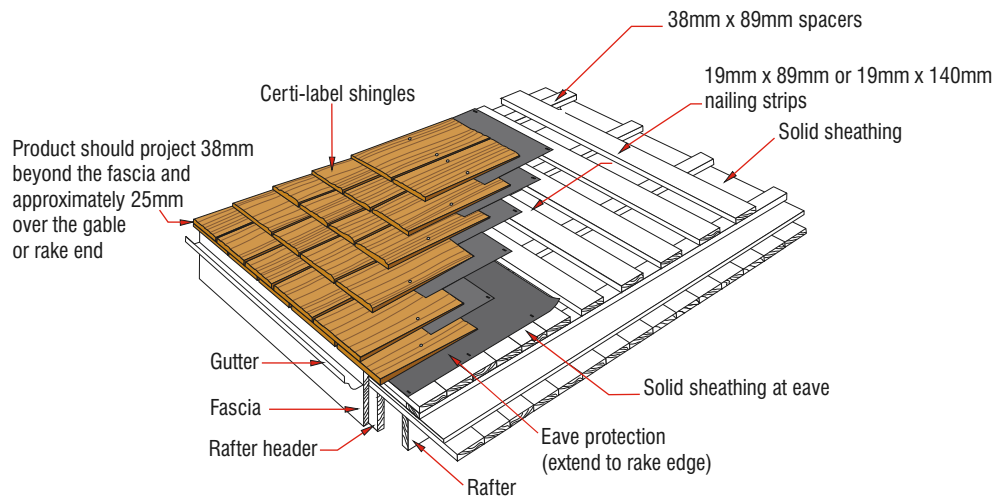


Figure 3: Spaced Over Solid Combination Sheathing

This is the preferred system for shingle application, in areas with high humidity or where additional ventilation is required. When using Certi-Last products, they may be applied directly to the deck.